

What's new in



PolyWorks

DataLoop™ 2022

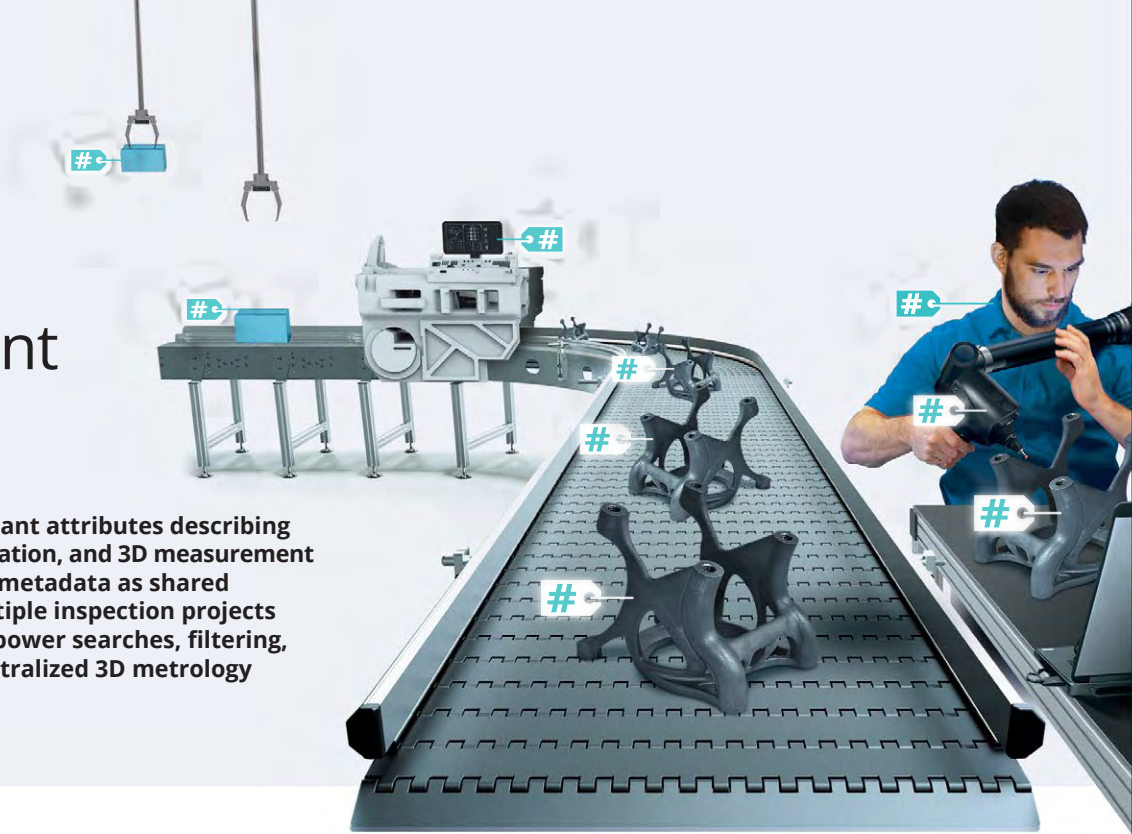
Data Management &
Digital Connectivity Solutions

Improving the
digital connectivity
of the consumers of
3D measurement data



Implement metadata management strategies

Identify and control important attributes describing the part design, piece fabrication, and 3D measurement processes. Then, store this metadata as shared properties common to multiple inspection projects and piece templates to empower searches, filtering, and analysis across the centralized 3D metrology data archive.



React to manufacturing issues in real time

Track critical inspection criteria automatically and handle problematic situations in no time:

- Program alerts that monitor incoming measurements and notify the designated people when a dimension is out of tolerance or out of control
- Review the measured piece that triggered the alert within a web-based 3D viewer
- Quickly assemble an investigation team by opening a discussion thread directly within the inspection project and tagging colleagues



Mary Today 12:48

John could you please have someone check hole 4? I can't explain why it is suddenly failing.

John Today 12:51

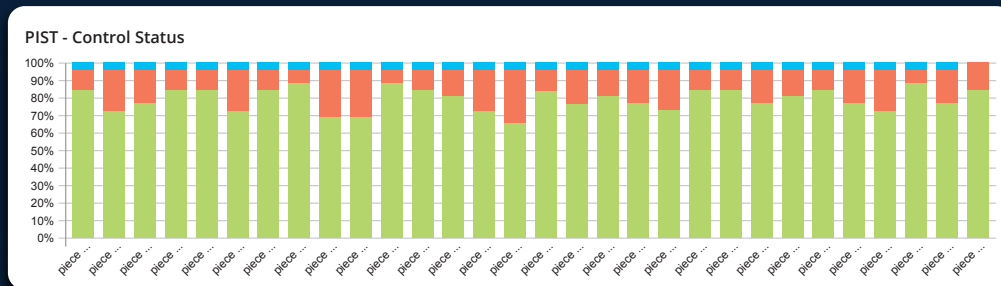
Mary I'm over there right now. It was a bad measurement, the hole is fine. I'll update and upload now.

Mary Today 12:51


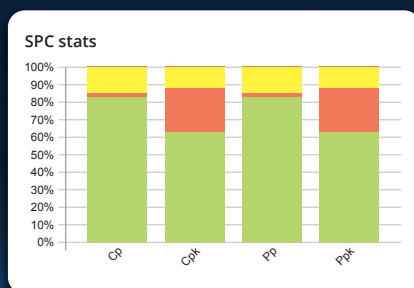
Thank you John

Monitor dimensional trends and statistics visually

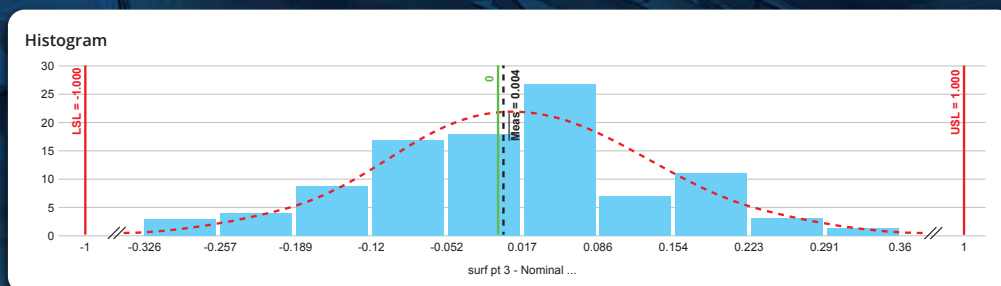
Track the evolution of individual dimensional controls and overall piece statistics, mining the entire 3D measurement database through web-based visual widgets:



- Display the percentage of inspections within specification tolerance for a specific piece or property using PIST charts



- Report Cp, Cpk, Pp, Ppk, or Z.bench values over time for the controls of project pieces using SPC statistics charts



- Plot the distribution of measured or deviation values using histograms



- See Trend, Individual, and Moving Range charts turn to red in real time when selected Nelson rules criteria are broken, indicating that the manufacturing process may be trending out of control



Interconnect your enterprise solutions to PolyWorks | DataLoop™ digitally

Access the hierarchy of workspaces, projects, and pieces, and the measurement objects and controls of individual pieces through the PolyWorks® secure REST API, and:

- Feed 3D measurement results to data analysis solutions, such as Tableau, PowerBI, and Excel
- Inject parametric URLs referring to measured pieces into PLM, MES, or ERP solutions
- Transfer information to other digital systems using programming languages, such as Python and C#

© 2022 InnovMetric Software Inc. All rights reserved. PolyWorks® is a registered trademark of InnovMetric Software Inc. InnovMetric, PolyWorks | Inspector, PolyWorks | Modeler, PolyWorks | Talisman, PolyWorks | Reviewer, PolyWorks | DataLoop, PolyWorks | PMI+Loop, PolyWorks | AR, PolyWorks | ReportLoop, and "The Smart 3D Metrology Digital Ecosystem" are trademarks of InnovMetric Software Inc. All other trademarks are the property of their respective owners.

Corporate Headquarters:

innovmetric

InnovMetric Software Inc.

2014 Cyrille-Duquet, Suite 310, Québec QC G1N 4N6 Canada

Phone: 1-418-688-2061 | 1-888-688-2061

info@innovmetric.com | www.innovmetric.com